

EasyWeed®

For Use On: 100% cotton | Poly/cotton blends | 100% polyester | Leather



Application Instructions (Home Iron):

- Set iron dial between Cotton and Linen
- Cover design with Kraft paper or non-stick cover sheet
- Place on flat, hard surface (ironing board not recommended)
- Press iron with medium/firm pressure for 10-15 seconds
- If areas of design lift after application, replace cover sheet and re-press for 5-10 seconds. • Peel carrier hot or cold

Application Instructions (Heat Press):

- Cut in reverse and weed excess material
- Preheat garment for 2-3 seconds
- Apply design at 305°F / 150°C
- Use medium pressure for 10-15 seconds
- Peel carrier hot or cold

Laundrying:

- Wait 24 hours before first wash
- Machine wash warm or cold with mild detergent
- Do not bleach or dry clean
- Dry on normal dryer setting

EasyWeed® Extra

For Use On: 100% cotton | Poly/cotton blends | 100% polyester | Leather



Application Instructions (Home Iron):

- Set iron dial between Cotton and Linen
- Cover design with Kraft paper or non-stick cover sheet
- Place on flat, hard surface (ironing board not recommended)
- Press iron with medium/firm pressure for 10-15 seconds
- If areas of design lift after application, replace cover sheet and re-press for 5-10 seconds. • Peel carrier hot or cold

Application Instructions (Heat Press):

- Cut in reverse and weed excess material
- Preheat garment for 2-3 seconds
- Apply design at 305°F / 150°C
- Use medium pressure for 10-15 seconds
- Peel carrier hot or cold

Laundrying:

- Wait 24 hours before first wash
- Machine wash warm or cold with mild detergent
- Do not bleach or dry clean
- Dry on normal setting

EasyWeed® Electric

For Use On: 100% cotton | Poly/cotton blends | 100% polyester | Leather



Application Instructions (Home Iron):

- Set iron dial between Cotton and Linen
- Cover design with Kraft paper or non-stick cover sheet
- Place on flat, hard surface (ironing board not recommended)
- Press iron with medium/firm pressure for 10-15 seconds
- If areas of design lift after application, replace cover sheet and re-press for 5-10 seconds. • Peel carrier hot or cold

Application Instructions (Heat Press):

- Cut in reverse and weed excess material
- Preheat garment for 2-3 seconds
- Apply design at 305°F / 150°C
- Use medium pressure for 10-15 seconds
- Peel carrier hot or cold

Laundrying:

- Wait 24 hours before first wash
- Machine wash warm or cold with mild detergent
- Do not bleach or dry clean
- Dry on normal dryer setting

EasyWeed® Stretch (matte)

For Use On: 100% cotton | Poly/cotton blends | 100% polyester | Leather



Application Instructions (Home Iron):

- Set iron dial between Cotton and Linen
- Cover design with Kraft paper or non-stick cover sheet
- Place on flat, hard surface (ironing board not recommended)
- Press iron with medium/firm pressure for 10-15 seconds
- If areas of design lift after application, replace cover sheet and re-press for 5-10 seconds. • Peel carrier hot or cold

Application Instructions (Heat Press):

- Cut in reverse and weed excess material
- Preheat garment for 2-3 seconds
- Apply design at 305°F / 150°C
- Use medium pressure for 15 seconds
- Peel carrier hot or cold

Laundrying:

- Wait 24 hours before first wash
- Machine wash cold with mild detergent
- Do not bleach or dry clean
- Dry on normal setting

EasyWeed® Sub Block

For Use On: 100% cotton | Poly/cotton blends | 100% polyester | Leather



Application Instructions (Home Iron):

- Set iron dial between Cotton and Linen
- Cover design with Kraft paper or non-stick cover sheet
- Place on flat, hard surface (ironing board not recommended)
- Press iron with medium/firm pressure for 10-15 seconds
- If areas of design lift after application, replace cover sheet and re-press for 5-10 seconds. • Peel carrier hot or cold

Application Instructions (Heat Press):

- Cut in reverse and weed excess material
- Preheat garment for 2-3 seconds
- Apply design at 265°F / 130°C
- Use medium pressure for 10-15 seconds
- Peel carrier hot or cold

Laundrying:

- Wait 24 hours before first wash
- Machine wash warm or cold with mild detergent
- Do not bleach or dry clean
- Hang item to dry

EasyWeed® Adhesive

For Use On: 100% cotton | Poly/cotton blends | 100% polyester



Application Instructions (Home Iron):

- Set iron dial between Cotton and Linen
- Cover design with Kraft paper or non-stick cover sheet
- Place on flat, hard surface (ironing board not recommended)
- Press iron with medium/firm pressure for 10-15 seconds
- If areas of design lift after application, replace cover sheet and re-press for 5-10 seconds. • Peel carrier hot

Application Instructions (Heat Press):

- Cut in reverse and weed excess material
- Preheat garment for 2-3 seconds
- Apply design at 275°F / 135°C
- Use medium pressure for 5-10 seconds
- Peel carrier hot
- Apply top layer

Laundrying:

- Wait 24 hours before first wash
- Machine wash warm or cold with mild detergent
- Do not bleach or dry clean
- Dry on normal dryer setting

EasyPatterns®

For Use On: 100% cotton | Poly/cotton blends | 100% polyester | Leather | Lycra®/Spandex



Application Instructions (Home Iron):

- Set iron dial between Cotton and Linen
- Cover design with Kraft paper or non-stick cover sheet
- Place on flat, hard surface (ironing board not recommended)
- Press iron with medium/firm pressure for 10-15 seconds
- If areas of design lift after application, replace cover sheet and re-press for 10 seconds. • Peel carrier hot or cold

Application Instructions (Heat Press):

- Cut design (do not mirror). weed then mask
- Preheat garment for 2-3 seconds
- Apply design at 305°F / 150°C
- Use medium pressure for 10-15 seconds
- Peel carrier hot or cold
- Cover and reheat for 2-3 seconds

Laundrying:

- Wait 24 hours before first wash
- Machine wash cold with mild detergent
- Do not bleach or dry clean
- Dry on normal dryer setting

EasyReflective®

For Use On: 100% cotton | Poly/cotton blends | 100% polyester | Leather | Lycra®/Spandex



Application Instructions (Home Iron):

- Set iron dial between Cotton and Linen
- Cover design with Kraft paper or non-stick cover sheet
- Place on flat, hard surface (ironing board not recommended)
- Press iron with medium/firm pressure for 10-15 seconds
- If areas of design lift after application, replace cover sheet and re-press for 10 seconds. • Peel carrier warm

Application Instructions (Heat Press):

- Cut in reverse and weed excess material
- Preheat garment for 2-3 seconds
- Apply design at 305°F / 150°C
- Use medium pressure for 15 seconds
- Peel carrier warm (wait at least 15 seconds)
- Cover and reheat for 2-3 seconds





Laundrying:

- Wait 24 hours before first wash
- Machine wash warm or cold with mild detergent
- Do not bleach or dry clean
- Dry on normal dryer setting

Recommended Accessories:

Siser Weeder, parchment or multipurpose paper, or heat transfer cover sheet

* Due to variances in the manufacturing process of fabrics, Siser highly recommends testing prior to production.

Blackboard™ For Use On: 100% cotton Poly/cotton blends 100% polyester  		
Application Instructions (Home Iron): <ul style="list-style-type: none"> • Set iron dial between Cotton and Linen • Cover design with Kraft paper or non-stick cover sheet • Place on flat, hard surface (ironing board not recommended) • Press iron with medium/firm pressure for 10-15 seconds • If areas of design lift after application, replace cover sheet and re-press for 10 seconds. • Peel carrier warm or cold 	Application Instructions (Heat Press): <ul style="list-style-type: none"> • Cut in reverse and weed excess material • Preheat garment for 2-3 seconds • Apply design at 275°F / 135°C • Use light/medium pressure for 15 seconds • Peel carrier warm or cold 	Laundrying: <ul style="list-style-type: none"> • Wait 24 hours before first wash • Machine wash cold with mild detergent • Do not bleach or dry clean • Dry on normal dryer setting
Glitter For Use On: 100% cotton Poly/cotton blends 100% polyester Leather  		
Application Instructions (Home Iron): <ul style="list-style-type: none"> • Set iron dial between Cotton and Linen • Cover design with Kraft paper or non-stick cover sheet • Place on flat, hard surface (ironing board not recommended) • Press iron with medium/firm pressure for 10-15 seconds • If areas of design lift after application, replace cover sheet and re-press for 10 seconds. • Peel carrier warm 	Application Instructions (Heat Press): <ul style="list-style-type: none"> • Cut in reverse and weed excess material • Preheat garment for 2-3 seconds • Apply design at 320°F / 160°C • Use medium pressure for 15-20 seconds • Peel carrier warm 	Laundrying: <ul style="list-style-type: none"> • Wait 24 hours before first wash • Machine wash warm or cold with mild detergent • Do not bleach or dry clean • Dry on normal dryer setting
Holographic For Use On: 100% cotton Poly/cotton blends 100% polyester Leather  		
Application Instructions (Home Iron): <ul style="list-style-type: none"> • Set iron dial between Cotton and Linen • Cover design with Kraft paper or non-stick cover sheet • Place on flat, hard surface (ironing board not recommended) • Press iron with medium/firm pressure for 10-15 seconds • If areas of design lift after application, replace cover sheet and re-press for 5-10 seconds. • Peel carrier cold 	Application Instructions (Heat Press): <ul style="list-style-type: none"> • Cut in reverse and weed excess material • Preheat garment for 2-3 seconds • Apply design at 320°F / 160°C • Use medium pressure for 15-20 seconds • Peel carrier cold 	Laundrying: <ul style="list-style-type: none"> • Wait 24 hours before first wash • Machine wash warm or cold with mild detergent • Do not bleach or dry clean • Dry on normal dryer setting
Metal For Use On: 100% cotton Poly/cotton blends 100% polyester  		
Application Instructions (Home Iron): <ul style="list-style-type: none"> • Set iron dial between Cotton and Linen • Cover design with Kraft paper or non-stick cover sheet • Place on flat, hard surface (ironing board not recommended) • Press iron with medium/firm pressure for 10-15 seconds • If areas of design lift after application, replace cover sheet and re-press for 5-10 seconds. • Peel carrier cold 	Application Instructions (Heat Press): <ul style="list-style-type: none"> • Cut in reverse and weed excess material • Preheat garment for 2-3 seconds • Apply design at 305°F / 150°C • Use medium pressure for 10-15 seconds • Peel carrier cold 	Laundrying: <ul style="list-style-type: none"> • Wait 24 hours before first wash • Machine wash cold with mild detergent • Do not bleach or dry clean • Hang item to dry
StripFlock® Pro For Use On: 100% cotton Poly/cotton blends 100% polyester Leather  		
Application Instructions (Home Iron): <ul style="list-style-type: none"> • Set iron dial between Cotton and Linen • Cover design with Kraft paper or non-stick cover sheet • Place on flat, hard surface (ironing board not recommended) • Press iron with medium/firm pressure for 10-15 seconds • If areas of design lift after application, replace cover sheet and re-press for 10 seconds. • Peel carrier hot or cold 	Application Instructions (Heat Press): <ul style="list-style-type: none"> • Cut in reverse and weed excess material • Preheat garment for 2-3 seconds • Apply design at 311°F / 155°C • Use medium pressure for 10-15 seconds • Peel carrier hot or cold 	Laundrying: <ul style="list-style-type: none"> • Wait 24 hours before first wash • Machine wash warm or cold with mild detergent • Do not bleach or dry clean • Dry on normal dryer setting
StripFlock® For Use On: 100% cotton Poly/cotton blends 100% polyester Leather  		
Application Instructions (Home Iron): <ul style="list-style-type: none"> • Set iron dial between Cotton and Linen • Cover design with Kraft paper or non-stick cover sheet • Place on flat, hard surface (ironing board not recommended) • Press iron with medium/firm pressure for 15-20 seconds • If areas of design lift after application, replace cover sheet and re-press for 10 seconds. • Peel carrier cold 	Application Instructions (Heat Press): <ul style="list-style-type: none"> • Cut in reverse and weed excess material • Preheat garment for 2-3 seconds • Apply design at 320°F / 160°C • Use medium/firm pressure for 15-20 seconds • Peel carrier cold 	Laundrying: <ul style="list-style-type: none"> • Wait 24 hours before first wash • Machine wash warm or cold with mild detergent • Do not bleach or dry clean • Dry on low dryer setting
Brick® 600 For Use On: 100% cotton Poly/cotton blends 100% polyester  		
Application Instructions (Home Iron): <ul style="list-style-type: none"> • Set iron dial between Cotton and Linen • Cover design with Kraft paper or non-stick cover sheet • Place on flat, hard surface (ironing board not recommended) • Press iron with medium/firm pressure for 10-15 seconds • If areas of design lift after application, replace cover sheet and re-press for 10 seconds. • Peel carrier cold 	Application Instructions (Heat Press): <ul style="list-style-type: none"> • Cut in reverse and weed excess material • Preheat garment for 2-3 seconds • Apply design at 311°F / 155°C • Use medium/firm pressure for 20 seconds • Peel carrier cold 	Laundrying: <ul style="list-style-type: none"> • Wait 24 hours before first wash • Machine wash warm or cold with mild detergent • Do not bleach or dry clean • Dry on low dryer setting
ReflectAll™ For Use On: 100% cotton Poly/cotton blends 100% polyester Leather Lycra®/Spandex  		
Application Instructions (Home Iron): <ul style="list-style-type: none"> • Set iron dial between Cotton and Linen • Cover design with Kraft paper or non-stick cover sheet • Place on flat, hard surface (ironing board not recommended) • Press iron with medium/firm pressure for 10-15 seconds • If areas of design lift after application, replace cover sheet and re-press for 10 seconds. • Peel carrier hot 	Application Instructions (Heat Press): <ul style="list-style-type: none"> • Cut in reverse and weed excess material • Preheat garment for 2-3 seconds • Apply design at 305°F / 150°C • Use medium pressure for 5 seconds • Peel carrier hot • Cover and reheat for 10 seconds 	Laundrying: <ul style="list-style-type: none"> • Wait 24 hours before first wash • Machine wash warm or cold with mild detergent • Do not bleach or dry clean • Hang item to dry